

PORTUGUESE FOR ACCLIMATIZA TION



UFU



DRII


















Pront

PAMB MODULES



**THE COURSE IS ORGANIZED IN
15 MODULES**

Image of the course organization

 Introduce yourself	 Talk about yourself	 My surroundings	 Clothes and colors	 Questions
 Dialogues	 Villa	 Family	 Routine	 Shopping
 Imperative	 Documents and messages	 Past	 Brazilian festivals	 Planning the holidays



HOW TO INTRODUCE YOURSELF IN PORTUGUESE?

Watch the video two (02) or more times, take your notes and read the information below:



[VIDEO LINK](#)

Follow the structures to say your name:

My name is ... / I am the
To say your nationality: I am...

In the Portuguese language we have two essential verbs: **SER** and **ESTAR**

We can use the verb **SER** to refer to characteristics or states that are permanent, such as our nationality:

I am Brazilian. (Brazil)

You are French. (France)

He is American. (United States) She

is American. (United States) You

are Belgian. (Belgium)

We are Senegalese. (Senegal) You

are Mexicans. (Mexico) They are

English. (England) They are

English. (England)

You are Australians. (Australia)



The verb **ESTAR** can be used to refer to momentary states and characteristics, such as the place where we are:

I'm at work. You're at school.
He/She/We are in the pharmacy.
You're in the supermarket.
We are in the restaurant.
You are at the bar.
They are in the club.
You are in university .

ACTIVITY A: TO BE OR TO BE:(Questionnaire)

Atividade A: SER OU ESTAR

Questionário
Configurações
Questões
Resultados
Banco de questões
Mais ▾

Voltar

Questão 1

Ainda não respondida

Vale 1,00 ponto(s)

Editar questão

v5 (mais recentes)

Associe os pronomes ou os verbos com as sentenças que devem completar.

___ estamos no restaurante

Eu ___ brasileiro.

A gente ___ na farmácia.

Você ___ beiga.

Nós ___ senegaleses.

___ são franceses?

___ estou no trabalho.

Vocês ___ na universidade.

___ está no supermercado.

Eu ___ na escola.

Escolher... ▾

Escolher...

- Vocês
- é
- sou
- somos
- Você
- estão
- estou
- Eu
- está
- Nós
- Escolher... ▾

MODULE 1 : INTRODUCE YOURSELF



Se apresentar

After watching the video below you will be able to speak your AGE in Portuguese using the verb TER and the NUMBERS:



Verb **TER**:

I'm 10 years old.
You're 15 years old.
He/She/We are 20 years old.
You're 25 years old. We are 30 years old. You are 35 years old. They are 40 years old.
You are 45 years old.

The image below shows how we can write the numbers in Portuguese:

1 um	31 trinta e um	61 sessenta e um	91 noventa e um	131 cento e trinta e uma
2 dois	32 trinta e dois	62 sessenta e dois	92 noventa e dois	141 cento e quarenta e uma
3 três	33 trinta e três	63 sessenta e três	93 noventa e três	151 cento e cinquenta e uma
4 quatro	34 trinta e quatro	64 sessenta e quatro	94 noventa e quatro	161 cento e sessenta e uma
5 cinco	35 trinta e cinco	65 sessenta e cinco	95 noventa e cinco	171 cento e setenta e uma
6 seis	36 trinta e seis	66 sessenta e seis	96 noventa e seis	181 cento e oitenta e uma
7 sete	37 trinta e sete	67 sessenta e sete	97 noventa e sete	191 cento e noventa e uma
8 oito	38 trinta e oito	68 sessenta e oito	98 noventa e oito	201 duzentos
9 nove	39 trinta e nove	69 sessenta e nove	99 noventa e nove	303 trezentos
10 dez	40 quarenta	70 setenta	100 cem	400 quatrocentos
11 onze	41 quarenta e um	71 setenta e um	101 cem e um	500 quinhentos
12 doze	42 quarenta e dois	72 setenta e dois	102 cem e dois	600 seiscientos
13 treze	43 quarenta e três	73 setenta e três	103 cem e três	700 setecientos
14 catorze	44 quarenta e quatro	74 setenta e quatro	104 cem e quatro	800 oitocentos
15 quinze	45 quarenta e cinco	75 setenta e cinco	105 cem e cinco	900 novecentos
16 dezesseis	46 quarenta e seis	76 setenta e seis	106 cem e seis	1.000 mil
17 dezessete	47 quarenta e sete	77 setenta e sete	107 cem e sete	2.000 dois mil
18 dezoito	48 quarenta e oito	78 setenta e oito	108 cem e oito	3.000 três mil
19 dezenove	49 quarenta e nove	79 setenta e nove	109 cem e nove	4.000 quatro mil
20 vinte	50 cinquenta	80 oitenta	110 cem e dez	5.000 cinco mil
21 vinte e um	51 cinquenta e um	81 oitenta e um	111 cem e onze	10.000 dez mil
22 vinte e dois	52 cinquenta e dois	82 oitenta e dois	112 cem e doze	50.000 cinquenta mil
23 vinte e três	53 cinquenta e três	83 oitenta e três	113 cem e treze	100.000 cem mil
24 vinte e quatro	54 cinquenta e quatro	84 oitenta e quatro	114 cem e catorze	500.000 quinhentos mil
25 vinte e cinco	55 cinquenta e cinco	85 oitenta e cinco	115 cem e quinze	1.000.000 um milhão
26 vinte e seis	56 cinquenta e seis	86 oitenta e seis	116 cem e dezesseis	5.000.000 cinco milhões
27 vinte e sete	57 cinquenta e sete	87 oitenta e sete	117 cem e dezessete	10.000.000 dez milhões
28 vinte e oito	58 cinquenta e oito	88 oitenta e oito	118 cem e dezoito	50.000.000 cinquenta milhões
29 vinte e nove	59 cinquenta e nove	89 oitenta e nove	119 cem e dezenove	100.000.000 cem milhões
30 trinta	60 sessenta	90 noventa	120 cem e vinte	500.000.000 quinhentos milhões



ACTIVITY B: Numbers in Portuguese

Atividade B: Números em Português

Questionário

Configurações

Questões

Resultados

Banco de questões

Mais ▾

Voltar

Questão 1

Ainda não respondida

Vale 1,00 ponto(s).

Editar questão

v1 (mais recente)

Qual número corresponde a **Sessenta e Três** ?

- a. 65
- b. 73
- c. 76
- d. 63

Questão 2

Ainda não respondida

Vale 1,00 ponto(s).

Editar questão

v2 (mais recente)

Qual número corresponde a **DEZ** ?

- a. 09
- b. 11
- c. 05
- d. 10

ACTIVITY C: Introduce yourself in Portuguese (Forum)

Atividade C: Se apresente em Português

Escreva uma apresentação simples em português usando as estruturas aprendidas no vídeo da Atividade 1.

Siga as estruturas:

Para dizer seu nome:

Eu me chamo.... / Eu sou o/a

Para dizer sua nacionalidade:

Eu sou...

Para dizer sua idade:

Eu tenho ... anos.

IMPORTANTE: Clique em responder.



PROFESSIONS:

Do you know how to speak your profession in Portuguese?

Watch the video below to learn some professions in Portuguese and their functions.



[VIDEO LINK](#)

1- TEXT PROFESSIONS IN PORTUGUESE

ACTIVITY D: What is your profession? (Forum)



Atividade D: Qual a sua profissão?



Qual é a sua profissão?

A partir do vídeo assistido e do site para consulta, escreva qual é a sua profissão e tente contar um pouco sobre o que você faz.

IMPORTANTE: Clique em responder.



VERB CONJUGATION IN THE PRESENT TENSE

There are three groups of verbs in Portuguese. The verbs in which in the Infinitive end with -AR (First conjugation) / -ER (Second conjugation) / -IR (Third conjugation) in addition to irregular verbs.

To conjugate these verbs in the Present Tense is simple, just find the root of the verb and add the endings. See the following image:

CONJUGAÇÃO VERBAL NO PRESENTE DO INDICATIVO:

FALAR

EU FALO
 TU FALAS
 ELE / ELA / A GENTE FALA
 VOCÊ FALA
 NÓS FALAMOS
 VÓS FALAIS
 ELES / ELAS FALAM
 VOCÊS FALAM

ESCREVER

EU ESCREVO
 TU ESCREVES
 ELE/ELA/A GENTE ESCRIBE
 VOCÊ ESCRIBE
 NÓS ESCRIVEMOS
 VÓS ESCRIVEIS
 ELES/ELAS ESCRIVEM
 VOCÊS ESCRIVEM

PARTIR

EU PARTO
 TU PARTES
 ELE/ELA/A GENTE PARTE
 VOCÊ PARTE
 NÓS PARTIMOS
 VÓS PARTIS
 ELES/ELAS PARTEM
 VOCÊS PARTEM



Listen to the song by the Brazilian band Skank, "Vou Deixa".

ACTIVITY E: SKANK - I'M GOING TO LEAVE
(Forum)



Atividade E: Skank - Vou deixar

Fórum

Configurações

Avaliação avançada

Mais



Accessível com
VLibras



☹️ Depois de ter escutado a canção "Vou deixar" da banda brasileira Skank, escreva neste fórum os verbos da Primeira Conjugação (terminados em -AR) que você conseguiu entender.

Tente conjugar esses verbos.

IMPORTANTE: Clique em responder.



ACTIVITY A - LISTEN TO THE VIDEO AND PRACTICE THE ALPHABET



[VIDEO](#)

ACTIVITY B - Watch the video about the irregular verbs SER and ESTAR.



[VIDEO](#)

QUESTIONNAIRE:

Verbs SER and ESTAR – After watching the video about the irregular verbs SER and ESTAR, fill in the blanks with the best option.

ATIVITYE C - Listen o Video About How negation works in the Portuguese language.



QUESTIONNAIRE: Negative sentences in Portuguese

ACTIVITY D (Forum): On holidays and weekends, during my free time, I like to travel and eat delicious food, but I don't like to work and wash the dishes.

And you, what do you like and don't like to do in your free time? Watch the following video with suggestions for activities we can do in our free time, and then share in the forum at least two examples of activities you like and don't like to do in your free time.



[VIDEO LINK](#)

ACTIVITY E (Forum): Listen to the music of Brazilian singer Marilia Mendonça and highlight negative phrases. Were you curious about a word and went looking for it? Share it here. What did you think of the song? Did you already know the singer?



[MUSIC LINK](#)



ACTIVITY A - MY SURROUNDINGS (Forum):

Hello, students!

You may have noticed that we ended the previous modules with a song. In this module, in which we will study our surroundings, we propose the opposite and start the class with the song Vilarejo, sung by the group Tribalistas, formed by Marisa Monte, Arnaldo Antunes and Carlinhos Brown. Watch the video of the group Tribalistas and read the lyrics of the song.



[VIDEO LINK](#)



Vilarejo

Leia a letra da música Vilarejo - Tribalistas.

ACTIVITY B - Where are we? (Glossary):

A Universidade Federal de Uberlândia está localizada na região sudeste do Brasil, no estado de Minas Gerais, na cidade de Uberlândia.



O campus Santa Mônica recebe esse nome porque está localizado no Bairro Santa Mônica, assim como o campus Umuarama.

Alguns lugares que encontramos no campus Santa Mônica:

A biblioteca universitária



A prefeitura universitária



MODULE 3 : My ENVIRONMENT



Meu entorno

O restaurante universitário



A reitoria



Imagine that you are going home walking through the streets of Uberlândia. Do you look at your surroundings and what do you see? Share here in the glossary objects, people, natures and places that you can see on the street, try to elaborate a definition for each word you share.

To feed the glossary, click on "add record". Then fill in the "concept" field with the object, person, nature or place you can see on the street and present its definition. Then, click save changes. Any questions, please contact us!



QUESTIONNAIRE - ACTIVITY C - Definite and indefinite articles



[VIDEO LINK](#)

QUESTIONNAIRE - ACTIVITY D - How do contractions work in Portuguese?



[VIDEO LINK](#)

ACTIVITY A - MY SURROUNDINGS (Forum):

Now that we've studied our surroundings, it's your turn to describe your village, neighborhood, city, or state. Write four or five sentences to describe your place. You can also share a photo on our forum!





Peirópolis is a district of Uberaba-MG. It is home to several species of dinosaurs. Those who like to know about dinosaurs can visit the Dinosaur Museum of the Federal University of Triângulo Mineiro. Visitors take a trip back in time, observing the fossils and replicas of dinosaurs. The space has a large garden where you can have a picnic. There is also a restaurant with typical Minas Gerais food and a guava jam factory.



QUIZ - ACTIVITY A: After watching the video about colors, answer the questions in the clickable link, activity 1:



[VIDEO LINK](#)

QUIZ - ACTIVITY B: _Watch the video below about clothing and answer the quiz by clicking on Activity 2:



[VIDEO LINK](#)

QUIZ - ACTIVITY C: _Restart is a Brazilian pop rock band, formed in 2008 by musicians Pe Lanza (vocals and bass), Pe Lu (vocals and guitar), Koba (guitar and vocals) and Thomas (drums). They began to attract the public's attention for their clothing composed of colorful clothes, especially pants, starting to lead and pave the way for other bands with similar looks and sounds between the end of the 2000s and the beginning of the 2010s, whose phenomenon became known as "colored bands".

MODULE 4 : CLOTHING COLORS



Roupas e cores



ACTIVITY D - Describe your clothes: (Forum) After watching the video below, a famous Brazilian meme, describe what clothes you are wearing or what you usually wear in your daily life.

Examples: In my daily life I like to wear a white t-shirt, jeans, purple sweatshirt, pink socks and red sneakers.

I'm wearing a white T-shirt, jeans, purple sweatshirt, pink socks and red sneakers.



[VIDEO LINK](#)



ACTIVITY E - Green that I want you pink (Forum)

Listen to the song "Verde que te quero rosa" by the samba artist Cartola and pay attention to the presence of colors in its lyrics. Comment if you liked the song and if you already knew the musical genre.



[MUSIC LINK](#)



Some Portuguese slang: After watching the video, do Activity A



[MUSIC LINK](#)

QUIZ - ACTIVITY A: Here, we will see what are the meanings of some Brazilian slang and expressions, as well as basic knowledge of Portuguese with what has been learned so far!

How to ask questions like Brazilians? - After watching the video, do Activity B



[VIDEO LINK](#)

QUIZ - ACTIVITY B: Shall we test some basic knowledge in Portuguese?

WORDWALL QUIZ - ACTIVITY C: Let's study a little more about the words we use to ask questions? Watch the video about Interrogative Pronouns on the Brasil Escola website.



[VIDEO LINK](#)



O que você achou do quiz?

Escolha

Configurações

Respostas

Mais ▾

Os resultados dessa atividade não serão publicados após sua resposta.



Fácil Médio Difícil

Salvar minha escolha



ACTIVITY D: (Forum): Watch an interview with a Brazilian woman. Then write an interview dialogue in which someone asks and you answer! Post here in the forum!



[INTERVIEW LINK](#)

ACTIVITY E: (Forum): Listen to the song QUESTIONS by Lulu Santos. What interrogative pronouns does the singer use? What did you understand from the lyrics?



[MUSIC LINK](#)



ACTIVITY A - Receiving visitors: (Forum): In this video you will learn how to communicate in a social situation – receiving visitors. After watching the video, tell us places you like to hang out with your friends and what topics you usually talk about. Create a situation by using the dialogues in the video to practice your vocabulary and pronunciation to better communicate with your friends and to make new friends.



[VIDEO LINK](#)

ACTIVITY B - going to the supermarket, grocery store, grocery store or fair (Forum): In this video you will learn the name of each fruit. After watching the video, answer the questions: Which fruits do you like best? Which fruits do you like the least?



[VIDEO LINK](#)

ACTIVITY C - going to the doctor (Forum): In this video you will learn how to communicate in a medical consultation situation. Choose SITUATION 1, 2 or 3 and write a similar dialogue to share in this forum.



[VIDEO LINK](#)



ACTIVITY D - snack bars and cafes: (Forum): In this video you will learn how to communicate in snack bars and cafes. After watching the video, share what you would like to order at the snack bar to drink and eat.



[VIDEO LINK](#)

ACTIVITY E - Stores and clothing (Forum): In this video, you will learn words and phrases to communicate in a clothing store in Brazil. After watching the video, make a shopping list of clothes that you would buy if you had no money limit and share it in the forum,



[VIDEO LINK](#)



QUIZ: ACTIVITY A - Rooms in the house: Watch the video and answer the questions through the clickable link



[VIDEO LINK](#)

QUIZ: ACTIVITY B - Mobile : Watch the video and answer the questions through the clickable link



[VIDEO LINK](#)



Tipos de moradia

Arquivo

Configurações

Mais -

Veja alguns tipos de moradia comuns no Brasil para as próximas atividades.

Onde você mora?



Edifício/prédio de apartamentos



Favela



Fazenda/roça



Casa



Sobrado



ACTIVITY C - What is the place where you live like? (Forum):

Read the text below:

Since I moved to Uberlândia, I have lived in a boarding house. Pensionato is a house where several people rent rooms to live in, but share some rooms in common, such as the kitchen, the living room, the dining room and the backyard. My boarding house is a townhouse, that is, it is a two-story house, and so it has a lot of space.

What about you? Tell us in the forum about the place where you live since you came to Brazil!

QUESTIONNAIRE: ACTIVITY D - What is the type of housing?

ACTIVITY E - Saudosa Maloca - Adoniran Barbosa (Forum):

In the song "Saudosa Maloca", Adoniran Barbosa uses the popular language of Portuguese to tell the story of three men who lost their home. See the lyrics below, listen to the song and comment what you think.



QUIZ: ACTIVITY A - Family: Watch the video "Family members in Portuguese" below and then answer the activity.



[VIDEO LINK](#)

QUESTIONNAIRE: ACTIVITY B - Possessives in Portuguese: Watch the video "Family members in Portuguese" below and then answer the activity.



[VIDEO LINK](#)

QUESTIONNAIRE: ACTIVITY C - Possessive pronouns:

The table below contains all possessive pronouns, those that indicate possession, in Portuguese, presenting the singular and plural of each one. Study it to respond to the activity.

Pessoa	Masculino (singular)	Feminino (singular)	Masculino (plural)	Feminino (plural)
Eu	o meu	a minha	os meus	as minhas
Tu	o teu	a tua	os teus	as tuas
Você	o seu	a sua	os seus	as suas
Ele	o dele	a dela	os dele	as dela
Ela	o dela	a dela	os dela	as dela
Nós	o nosso	a nossa	os nossos	as nossas
Vocês	o vosso	a vossa	os vossos	as vossas
Eles	o deles	a delas	os deles	as delas
Elas	o delas	a delas	os delas	as delas



ACTIVITY D - Describing my family members (Forum):

As in the example below, present a photo of your family and describe all the members of the family that appear in the image.

E.g.: My father's name is José. And my mother's is Maria. I have a very beautiful sister.



SOURCE: [HTTPS://BR.FREEPIK.COM/FOTOS/FAMILIA](https://br.freepik.com/fotos/familia). ACCESSED ON: 23 AUG. 2023 .

ACTIVITY E - Our Family (Forum):

Watch the video below to respond to the activity.

In the video, several families are presented. What do they have in common?



[VIDEO LINK](#)

QUIZ: ACTIVITY A - My routine: The image below is showing an action of a verb. See the example: I sleep at 9:00 pm. Verb → Sleep.



Conjugando os verbos no presente do indicativo



E como conjugamos os verbos no presente do indicativo, no português? os verbos conjugados a partir das terminações, seguindo a mesma estrutura.

Vamos ver como é essa conjugação? Verifiquem os exemplos abaixo, com três dos verbos aprendidos.

-ar	-er	-ir
ESTUDAR	BEBER	SAIR
Eu estudo	Eu bebo	Eu saio
Tu estudas	Tu bebes	Tu saís
Ele estuda	Ele bebe	Ele sai
Nós estudamos	Nós bebemos	Nós saímos
Vós estudais	Vós bebais	Vós saís
Eles estudam	Eles bebem	Eles saem

ACTIVITY B - Week and weekend routine (Forum):

Look at the picture again and study the video, after doing the task.

TASK: Choose 3 (three) verbs from the images or video – 1 ending in AR, 1 ending in ER and 1 ending in IR, and do the conjugation. Post your assignment in this forum.



[VIDEO LINK](#)

QUESTIONNAIRE: ACTIVITY C – You noticed that all the expressions listed begin with a verb. In Portuguese, we have three large blocks of verbs, with the endings –ar, –er, and –ir.

Questão 1

Ainda não respondida

Vale 1,00 ponto(s)

 Editar questão

V2 (mais recente)

Listem os verbos aprendidos na atividade 1 com a terminação -ar.

Editar Exibir Inserir Formato Ferramentas Tabela Ajuda

  **B** *I* A   **H-P**    

p 0 palavras Build with  tinyMCE

Questão 2

Ainda não respondida

Vale 1,00 ponto(s)

 Editar questão

V1 (mais recente)

Listem os verbos aprendidos na atividade 1 com a terminação -er.

Editar Exibir Inserir Formato Ferramentas Tabela Ajuda

  **B** *I* A   **H-P**    

p 0 palavras Build with  tinyMCE

Questão 3

Ainda não respondida

Vale 1,00 ponto(s)


 Editar questão

V1 (mais recente)


Listem os verbos aprendidos na atividade 1 com a terminação -ir.

Edit View Insert Format Tools Table Help

  **B** *I* A   **H-P**    

p 0 words Build with  tinyMCE


QUESTIONNAIRE: ACTIVITY D – Are you ready to use the vocabulary learned? Read the text below about João's routine and complete the spaces using the expressions learned in activity 1. Remember to conjugate the verbs in the present tense and to follow the logic of the text.

Questão 1
Ainda não respondida
Vale 1,00 ponto(s).
 Editar questão
v4 (mais recente)

João tem uma vida muito corrida. Ele às 6h30m. Ele exercício físico e logo após ele o banho, depois ele se . Às 7h:30 ele pão e café.

Às 8h00 ele de casa e de moto para o trabalho. Logo após o trabalho, às 12h:15m ele . Às 13h:30m ele para o trabalho.

Às 17h30m ele para casa. Mas antes ele compras e ele se com uma amiga e com ela.



VIDEO LINK - Watch the video about the regions of Brazil and learn a little about the different cultures.

ACTIVITY E - Socializing routines (Forum):

Now let's imagine how these regional cultures influence the routines of the population.

Today is Sunday! Read the routine of Brazilians from different regions.

A person in the Northeast enjoys the beach in the morning. She eats acarajé with couscous for lunch. In the afternoon he watches the Sports game and at night he goes out to dance forró.

A person in the North visits an Indian tribe in the morning. She eats tapioca and açaí for breakfast. In the afternoon he watches the Paiçandu game and at night he goes out to dance carimbó.

A person in the Midwest in the morning. She eats rice with pequi for lunch. In the afternoon he watches the Goiás game and at night he goes out to listen to country music.

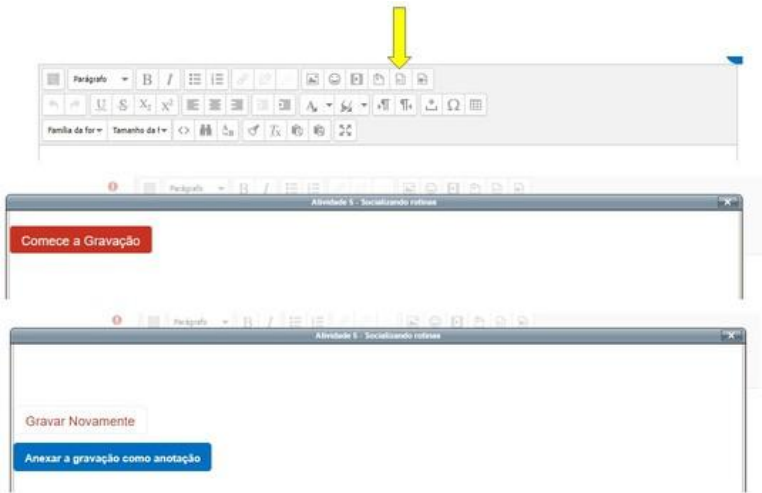
A person in the Southeast eats cheese bread and drinks coffee in the morning. She has lunch with a capixaba moqueca. In the afternoon he watches the Flamengo game and at night he goes out to dance pagode.

A person in the South observes the araucaria trees in the morning. She eats barbecue and drinks wine for lunch. In the afternoon he watches the Grêmio game and at night he goes out to dance fandango.

Now it's your turn. What is your routine on a Sunday? Record an audio here on the forum and post it to your classmates and teachers.

To record the audio you must follow the step by step:

- 1) Click Reply
- 2) Click Next in the bottom right corner of the answer box
- 3) Click on the icon indicated by the yellow arrow and follow the steps as shown in the figure below:







DO YOU KNOW THE BRAZILIAN

In Brazil we use the real. Check out the presentation video of the "Real Family" below:



[VIDEO LINK -](#)

Quanto custa?

<p style="text-align: center; background-color: #808000; color: white; padding: 5px;">Pagar</p>  <p>Eu pago Tu pagas Ele/Ela paga Você paga Nós pagamos Vós pagais Eles/Elas pagam Vocês pagam</p>		<p style="text-align: center; background-color: #808000; color: white; padding: 5px;">Comprar</p>  <p>Eu compro Tu compras Ele/Ela compra Você compra Nós compramos Vós comprais Eles/Elas compram Vocês compram</p>
---	---	---

Fazendo compras no Brasil:
Algumas dicas de vocabulário:

Para pedir para o vendedor ou vendedora diminuir o preço do produto você pode:

- Pedir um desconto;
- Pechinchar;
- Observar os produtos em promoção ou em oferta.



OFERTA
DO **DIA** \$\$

COSTELA

R\$ 23,90 Kg.

PROMOÇÃO VÁLIDA DE QUINTA À SEXTA.

Às vezes os preços dos produtos são caros e culturalmente os brasileiros pedem para os vendedores diminuírem o preço do produto que eles pretendem comprar, algumas vezes funciona e outras não. Caso você esteja em alguma loja de roupas, sapatos ou outros artigos, você pode ouvir as palavras desconto ou pechincha se referindo à diminuição do preço de algum produto.

Caso você queria pagar mais barato ou pedir para diminuir o preço, você pode:

- Pedir um desconto;
- Pechinchar; ou
- Observar os produtos em promoção/oferta.

ACTIVITY A: Shopping at the supermarket (Forum):

What do you like to eat and drink?

Make a list of the foods you eat during your week.
How often do you go to the grocery store?

Do it a List of the Food that You
need to buy this week.



Example: I like to drink milk with coffee and eat bread and butter in the morning, as well as cookies and biscuits. I go to the supermarket once a week.

List of foods I eat during the week:

- Rice;
- Beans;
- Oil;
- Bread;
- Coffee;
- Butter;
- Fruits (orange, apple, pineapple, papaya, melon, watermelon, among others);
- Vegetables (okra, chayote, potato, carrots, broccoli, cabbage, among others);

List of foods I need to buy this week:

- Rice;
- Beans;
- Potatoes;
- Bread;
- Orange;
- Apple;
- Potato;
- Carrot.



ACTIVITY B: Shopping list for the supermarket (Sending file):

Take a look at the lists below:

What foods or products present in them are part of your daily life?
 Select the products you use the most and create your own grocery shopping list.

Lista de compras

<p>Mercearia</p> <ul style="list-style-type: none"> <input type="checkbox"/> Arroz <input type="checkbox"/> Feijão <input type="checkbox"/> Grão-de-bico <input type="checkbox"/> Óleo <input type="checkbox"/> Farinha de trigo <input type="checkbox"/> Farinha de rosca <input type="checkbox"/> Polvilho <input type="checkbox"/> Açúcar <input type="checkbox"/> Milho verde <input type="checkbox"/> Extrato de tomate <input type="checkbox"/> Molho <input type="checkbox"/> Vinagre <input type="checkbox"/> Azeite de Oliva <input type="checkbox"/> Ervilha <input type="checkbox"/> Massa <input type="checkbox"/> Papino <input type="checkbox"/> Palmito <input type="checkbox"/> Fermento <input type="checkbox"/> Sopa <input type="checkbox"/> Outros..... 	<p>Temperos</p> <ul style="list-style-type: none"> <input type="checkbox"/> Maionese <input type="checkbox"/> Catchup <input type="checkbox"/> Mostarda <input type="checkbox"/> Caldo de aves <input type="checkbox"/> Caldo de peixe <input type="checkbox"/> Caldo de legumes <input type="checkbox"/> Caldo de carne <input type="checkbox"/> Pimenta <input type="checkbox"/> Curry <input type="checkbox"/> Sal <input type="checkbox"/> Louro <input type="checkbox"/> Pimenta <input type="checkbox"/> Orégano <input type="checkbox"/> Cravo-da-Índia <input type="checkbox"/> Noz-moscada <input type="checkbox"/> Colorau <input type="checkbox"/> Canela <input type="checkbox"/> Salsa <input type="checkbox"/> Alho <input type="checkbox"/> Pimenta malagueta <input type="checkbox"/> Outros..... 	<p>Sobremesas</p> <ul style="list-style-type: none"> <input type="checkbox"/> Frutas em calda <input type="checkbox"/> Frutas cristalizadas <input type="checkbox"/> Gelatina <input type="checkbox"/> Pudim <input type="checkbox"/> Calda para sorvete <input type="checkbox"/> Mousse <input type="checkbox"/> Outros..... 	<p><input type="checkbox"/> Pintado</p> <ul style="list-style-type: none"> <input type="checkbox"/> Bacalhau <input type="checkbox"/> Tainha <input type="checkbox"/> Camarão <input type="checkbox"/> Lula <input type="checkbox"/> Polvo <input type="checkbox"/> Mexilhão <input type="checkbox"/> Ostra <input type="checkbox"/> Outros..... 	
<p>Lanche</p> <ul style="list-style-type: none"> <input type="checkbox"/> Café <input type="checkbox"/> Chá <input type="checkbox"/> Bolos <input type="checkbox"/> Cereais <input type="checkbox"/> Mel <input type="checkbox"/> Doces e compotas <input type="checkbox"/> Biscoitos <input type="checkbox"/> Pães <input type="checkbox"/> Achocolatados <input type="checkbox"/> Outros..... 	<p>Enlatados</p> <ul style="list-style-type: none"> <input type="checkbox"/> Creme de leite <input type="checkbox"/> Leite condensado <input type="checkbox"/> Salsicha <input type="checkbox"/> Atum <input type="checkbox"/> Sardinha <input type="checkbox"/> Cogumelo <input type="checkbox"/> Milho <input type="checkbox"/> Ervilha <input type="checkbox"/> Asparago <input type="checkbox"/> Azeitona <input type="checkbox"/> Outros..... 	<p>Laticínios</p> <ul style="list-style-type: none"> <input type="checkbox"/> Leite <input type="checkbox"/> Iogurte <input type="checkbox"/> Manteiga <input type="checkbox"/> Margarina <input type="checkbox"/> Banha <input type="checkbox"/> Bebida de soja <input type="checkbox"/> Outros..... 	<p>Açougue</p> <ul style="list-style-type: none"> <input type="checkbox"/> Costela <input type="checkbox"/> Alcatra <input type="checkbox"/> Toucinho <input type="checkbox"/> Filé Mignon <input type="checkbox"/> Acém <input type="checkbox"/> Patinho <input type="checkbox"/> Carne de porco <input type="checkbox"/> Carne moída <input type="checkbox"/> Guisado <input type="checkbox"/> Outros..... 	
<p>Doces</p> <ul style="list-style-type: none"> <input type="checkbox"/> Pastilhas <input type="checkbox"/> Chicletes <input type="checkbox"/> Balas <input type="checkbox"/> Chocolates <input type="checkbox"/> Outros..... 	<p>Apertivos</p> <ul style="list-style-type: none"> <input type="checkbox"/> Milho para pipoca <input type="checkbox"/> Amendoim <input type="checkbox"/> Outros..... 	<p>Queijos</p> <ul style="list-style-type: none"> <input type="checkbox"/> Fresco <input type="checkbox"/> Mussarela <input type="checkbox"/> Fiamengo <input type="checkbox"/> Fatiado <input type="checkbox"/> Outros..... 	<p>Refeições rápidas</p> <ul style="list-style-type: none"> <input type="checkbox"/> Empanados <input type="checkbox"/> Pizza <input type="checkbox"/> Massas prontas <input type="checkbox"/> Tortas <input type="checkbox"/> A vapor <input type="checkbox"/> Outros..... 	
<p>Congelados</p> <ul style="list-style-type: none"> <input type="checkbox"/> Batatas pré-fritas <input type="checkbox"/> Hamburger <input type="checkbox"/> Almôndega <input type="checkbox"/> Sorvete <input type="checkbox"/> Frango <input type="checkbox"/> Comida pronta <input type="checkbox"/> Outros..... 			<p>Padaria</p> <ul style="list-style-type: none"> <input type="checkbox"/> Pão <input type="checkbox"/> Pão de queijo <input type="checkbox"/> Pão de forma <input type="checkbox"/> Croissant <input type="checkbox"/> Pão p/ cachorro-quente <input type="checkbox"/> Outros..... 	
<p>Peixes e frutos do mar</p> <ul style="list-style-type: none"> <input type="checkbox"/> Peçcada <input type="checkbox"/> Filé de merluza 				

SOURCE: COMPLETE GROCERY SHOPPING LIST- HOW TO DO IT ~ FREE TIPS 2022 (DICASGRATISNET. BLOGSPOT.COM)



PAYMENT METHODS:

After completing your purchase, you will need to make the payment.

We have some forms of payment, including:

- Credit Card;
- Debit Card;
- PIX;
- In cash.

In Brazil it is common to make the installment of purchase. **For example:** John will buy a TV at the appliance store for \$3,500. He will divide his purchase into 10X (ten times) without interest, that is, without an increase in the purchase amount each month, paying ten times of R\$350.00. Assuming he bought your TV in January 2023, he'll finish paying in October 2023.

You will often hear the expression "À vista" which is used in the Portuguese language to refer to everything that is in front of something or someone. Example: "Terra à vista" or "Ela faz a pagamento à vista". In the context of purchases, we will hear this expression when the customer is going to pay immediately for what he is buying.



TO GO FURTHER, REFLECT ON THE VIDEO BELOW:

What is the importance of money?



[VIDEO LINK -](#)

ACTIVITY C: Let's go shopping (Forum):

Observe the phrases and examples of dialogue about buying in Portuguese

Fazendo compras

Bom dia!


Boa tarde!

Boa noite!

Com licença

Eu gostaria de....

Vocês têm....



Pessoa 1: Com licença, tudo bem?
 Pessoa 2: Bom dia! Tudo bem e você?
 Pessoa 1: Vocês têm calças sociais aqui?
 Pessoa 2: Infelizmente não. Mas, temos outros modelos. Você gostaria de dar uma olhadinha?
 Pessoa 1: Sim, quero ver os modelos que vocês têm

Quanto custa?



Tudo fica reais.

Quanto deu?

Ficou reais.

Na padaria:

Pessoa 1: Eu gostaria de levar dez pães e uma rosca.
 Pessoa 2: Você pegar para você.
 Pessoa 1: Obrigada!
 Pessoa 2: Aqui estão os pães e a rosca.
 Pessoa 1: Quanto deu?
 Pessoa 2: Ficou R\$10,30. (dez reais e trinta centavos)
 Pessoa 1: Aqui está.
 Pessoa 2: Certinho. Muito obrigado.



Eu vou pagar com cartão.

Eu vou pagar em dinheiro.


Vocês recebem no cartão ou PIX?


No Center Shopping:

Pessoa 1: Eu vou levar essa blusa e esses sapatos.
 Pessoa 2: Certo, qual vai ser a forma de pagamento?
 Pessoa 1: Vocês recebem no cartão ou PIX?
 Pessoa 2: Recebemos no cartão. Você pode dividir.
 Pessoa 1: Eu vou pagar no cartão.
 Pessoa 2: Ok. Ficou R\$350,00. (trezentos e cinquenta reais) Você vai querer dividir?
 Pessoa 1: Certinho. Não precisa dividir, vou pagar no débito.
 Pessoa 2: Vai querer sua via?
 Pessoa 1: Não precisa. Muito obrigado.
 Pessoa 2: Eu que agradeço.

Eu posso te ajudar?

Pessoa 1:  Eu posso te ajudar?
 Pessoa 2: Sim, por favor, eu estou precisando de....
 Pessoa 1: Não, obrigado, estou dando uma olhadinha.



“Estou dando uma olhadinha” é uma expressão coloquial que significa “dar uma conferida”, “dar uma olhada”, ou “informar-se” sobre algo. No contexto de compras:

É muito usada quando alguém está examinando algo sem a intenção de comprar ou se comprometer com a compra.



ACTIVITY D: Your purchases (Forum):

Have you ever shopped in Brazil? If so, what have you already bought here?

If you are not yet in Brazil, what do you expect to find here? What types of purchases will you want to make? Souvenirs, clothes, food....

ACTIVITY E: Money by Tim Maia (Forum):

Watch the video with the lyrics of the song by singer Tim Maia (1942–1998) and listen to the song. Leave a message on the forum about what you think of the song.



[MUSIC LINK](#)



QUESTIONNAIRE - ACTIVITY D: Imperative Posted on

Portuguese:

Watch the video "The imperative in Portuguese" below. Then, respond to the activity.



[VIDEO LINK](#)

ACTIVITY A: Practicing the imperative (Forum):

Let's practice with our friends, using the imperative mode?! Below, give them three suggestions, using sentences in the verb mood we are studying.

E.g.: Do the activity in Moodle!

ACTIVITY B: Creating rules (Forum):

Now, you are a school principal and you must think about the new rules to be followed. Using imperative mode, create signs of what is and isn't allowed in your school. Look at the example below and write down four different rules for your school!





QUIZ - ACTIVITY C: Giving instructions

Ana's mother left home early and left a list of instructions that she should do during the day. Write the instructions in the imperative form, using the form YOU, as in the example below.

E.g.: Extend the bed = Extend (you) the bed.



ACTIVITY D: Practice and check:

Now you will visit the website – [click here](#) – complete the ten sentences and then correct your assignment with the template.

How many sentences did you complete correctly?

ACTIVITY E: Learning with music (Forum):

Listen to the song "Try again" by Raul Seixas. After listening to the song "Try outa vez" by Raul Seixas, write in this forum a list of the verbs of the imperative that you managed to find.



[MUSIC LINK](#)



QUESTIONNAIRE - ACTIVITY B - Pronouns of

Treatment:

Watch the video below and answer the questions:



[VIDEO LINK](#)

QUESTIONARY - ACTIVITY C - How to ask questions in Portuguese?

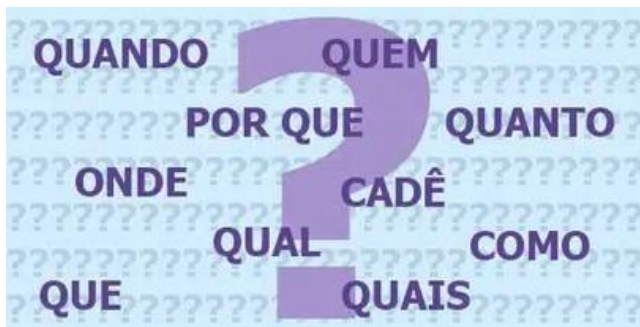
Watch the video below and answer the questionnaire:



[VIDEO LINK](#)

ACTIVITY D: (Forum):

Based on the activities performed previously, simulate a dialogue using both the address pronouns and the interrogatives.





ACTIVITY E: Synonyms (Forum):

Listen to the song "Sinônimos" by the country duo Chitãozinho and Xororó. Pay attention to the use of interrogative and address pronouns.



[MUSIC LINK](#)



MODULE 13 : PAST

Atividade A: Contando nossa história

Olá, cursistas!

Neste módulo, vamos conversar um pouco sobre a história dos nossos países.

Neste módulo, vamos conversar um pouco sobre a história dos nossos países. Para isso, assista aos vídeos abaixo e conheça várias possibilidades para expressar acontecimentos no passado.



[VIDEO LINK 1](#)



[VIDEO LINK 2](#)

After watching the videos, see a brief summary of the verb tenses studied.

Past Perfect Tense: it happened, it arrived, it was accomplished, they lost (for specific events).

Imperfect Tense: was, arrived, came, bought, were brought (for events with duration or repetition).

More than Perfect Past Tense: they had succeeded, they had arrived, they had accepted, they had been colonized (for events prior to a past already mentioned). Now, let's practice?



QUESTIONARY - ACTIVITY B - Knowing a little about the History of Brazil and conjugating verbs

ACTIVITY C: Sharing a little of my country's history (Forum):

Just as we did with the History of Brazil, briefly tell the History of your country, drawing attention to the processes that made your society what it is today.

To do this, you can resume the videos presented in the first activity, as well as the summary shared there. Let's interact in the forum and socialize with colleagues the history of our country!

QUESTIONNAIRE - ACTIVITY D - Identifying verbs in the past tense

Watch the video of the band Legião Urbana performing the song "Índios".

The song was composed and is sung by Renato Russo, stage name of Renato Manfredini Júnior, who was a Brazilian singer, songwriter, producer and multi-instrumentalist, famous for having been the leader, vocalist and founder of the band Legião Urbana.



The original title of the song includes quotation marks. According to Renato Russo, the quotation marks are to denote that the title refers not to the first inhabitants of Brazil, but to the innocence or naivety imbued in the Brazilian people since the beginning, always being deceived by their rulers. The song pleads for a different world, with less selfish people.



[VIDEO LINK](#)

ACTIVITY E: Enjoying the crazy life: sharing an experience from the past (Forum):

In this activity, we will share with our classmates some joyful, happy, fun experience that we have already lived in our childhood, adolescence or adulthood. To inspire you, I share a scene from a movie that I, Carol, love: Enjoying Life Crazy, a classic from the 80s!

See below an excerpt from the film, in which Ferris Buller gives some advice. After the video, there are some curiosities about the movie, pay attention to the verbs in the past tense!



[VIDEO LINK](#)



Some curiosities about the film:

- ♦ The Script took only 6 days to write. Ferris regrets not having a car of his own, but he did have a synthesizer, which, in 1984, cost \$8,000.
- ♦ The parade scene took several days of filming; Matthew Broderick spent some time practicing the dance moves. "I was very scared," Broderick said. "Fortunately, the sequence was carefully choreographed beforehand."



ACTIVITY A: Typical Brazilian festivals (Forum):

In Brazil, we have several typical festivals, including:

Festa Junina: The June festival usually takes place in June and is characterized by decorations such as flags, balloons and bonfire.



Carnival: Carnival takes place between the months of February or March. The parties are adapted according to the local culture, taking place with samba school parades, trio elétrico or even on the street.



MODULE 14 : BRAZILIAN PARTIES



Festas brasileiras

Congada: Congada is a cultural and religious manifestation that is usually celebrated between the months of May and October – as they are the months dedicated to Our Lady. Celebrated in several regions, it is a festival of African origin that mixes the processions held in honor of the kings of the Congo with the devotion to the saints who, in Brazil, were considered the protectors of slaves.



Which of the three parties do you think is most interesting? Why?



ACTIVITY B - Brazilian Festivities Quiz (Forum)

Take the following quiz as many times as you want and then answer the question.

QUIZ WORDWALL

What did you learn about Brazilian festivals that you didn't know?

ACTIVITY C - Typical festivals of your country (Forum)

After the discussion of traditional Brazilian festivals, choose a typical festival of your country, share an image and describe this festival.

ACTIVITY D - The verb to like (Forum)

Watch the video below about the verb "like". Describe two traditions from your country: one you like and one you don't.



VIDEO LINK

ACTIVITY E - Listen to the song País Tropical (Forum)

Listen to the song País Tropical by singer Jorge Ben Jor and relate it to the typical Brazilian festivals



MUSIC LINK

MODULE 15

PLANNING THE VACATION



Planejando as férias

IN THIS LAST WEEK OF THE COURSE, WE WILL TALK A LITTLE ABOUT THE TOPIC OF TRAVEL. TO START, WE WILL ADDRESS GRAMMATICAL ISSUES AND THEN 4 (FOUR) EXERCISES ON THE SUBJECT WILL BE PROPOSED.

GRAMMAR TIME: Study the archive with images and examples

EXERCISE TIME: Now let's do some exercises so that what has been learned is put into practice.

QUESTIONNAIRE - ACTIVITY A - Traveling to the city of Capitólio:

Watch the video below ("What to do in CAPITOL [...]) and answer the following questions.

Vocabulary:

- Viewpoint: High point, with a wide horizon.



MUSIC LINK



E aí, Capitólio seria seu destino de viagem?

Escolha

Configurações

Respostas

Mais ▾

Os resultados dessa atividade não serão publicados após sua resposta.



Acessível com
VLibras



sim não talvez

Salvar minha escolha

ACTIVITY B - Means of transport (Forum)

To practice using transportation vocabulary and prepositions, answer the following questions:

- What are you going to college or work?
- What do you go to the supermarket for?
- What do you go to the park for?
- If you were to visit Capitólio, what means of transportation would you use there?
- Which mode(s) of transport do you like to use the most to get around?
- Which means of transport would you not use?



ACTIVITY D - (Forum)

You are planning a vacation trip to a tourist city. Use the information provided to answer the questions and create a basic itinerary for your trip.

DESTINATION: RIO DE JANEIRO

**INFORMATION:
TOURIST ATTRACTIONS:**

CHRIST THE
REDEEMER SUGAR
LOAF

COPACABANA BEACH
BOTANICAL GARDEN
MEANS OF TRANSPORT:

METRO
TOURIST BUS
TAXI/ UBER

ACCOMMODATION:
HOTEL IN THE SOUTH ZONE

RECOMMENDED RESTAURANTS :
STEAKHOUSE IN LAPA
SEAFOOD RESTAURANT IN IPANEMA

ACTIVITIES:
WALK ALONG THE
COPACABANA BOARDWALK
VISIT THE MUSEUM OF CONTEMPORARY ART
(MAC)



Questions:

What are the main tourist attractions you plan to visit in Rio de Janeiro?

How do you plan to get around the city? Where do you plan to stay?

What are the recommended restaurants you want to try? Apart from the tourist attractions, what other activities would you include in your itinerary?

How would you get from the hotel to Christ the Redeemer? Which mode of transport would be more convenient to get from the airport to the hotel?

ACTIVITY D - Socialization: Post your answers to task D here.

ACTIVITY E - Music I'm on vacation: Watch the music video by Cat Dealers and Breno Miranda, read the lyrics and share what you want on your vacation.



[MUSIC LINK](#)

